

What do S and J stand for?

J: Elementary students

S: High school students

How do you find your teaching topic?

1. Check the pdf file “14-day intern program schedule.”
2. Find your name. Take Mariel as an example:

You may find Mariel's name on July 2.

| JUL 02 (TUES) | | |
|-------------------|--|--|
| Time | J CLASS (junior) | S CLASS (senior) |
| 0700 - 0730 | Wake up & dressed up | |
| 0730 - 0820 | 0730-0800: Breakfast @ Hotel (homeroom) 0800-0820: roll call (lobby) → ALV TRs. | |
| 0820 - 0830 | Hotel → PNU | |
| 0830 - 0900 | Free talk: Talk PH & TW Culture & Food & Your country (J-Destini, S-Ana) #Simon says | |
| 0910 - 1000 | Supermarket – Conversation # chicken on the hill (Cherie + Ana) | Fast Food – VOC. & Phrase # fast food bingo (Mariel + Destini) |
| 1010 - 1100 | Fast Food – VOC. & Phrase # fast food bingo (Mariel + Destini) | 1:1 course Fast food you like (Ana) |

How do I arrange my teaching time?

1. Look at her teaching schedule. 0910 – 1000, she will teach S class the topic “Fast Food—Voc and Phrases,” and a foreign teacher, Destini, will help with her teaching. You don’t need to teach for the whole 50 minutes. You teach for 10 minutes and give 15 minutes for the rest of the teaching assistants to help their own students. Then the next 10 minutes will be given to your foreign teacher, Destini, to teach; the last 15 minutes will be the time for TAs to help her or his students.

Make sure you get the right handouts: Elementary Handouts” for S class.

10:10-11:00 Mariel will go to the J class and do the same thing as the S class.

Make sure you get the right handouts: Preliminary Handouts” for J class.

How to do the Lesson Plan?

Still take Mariel’s teaching topic as an example for the J class:

Topic: ESL-At the Fast-Food Restaurant (Vocabulary)

Pictionary

| | | |
|--|--|--|
|  counter |  dine-in or eat-in |  dine-out or take-out |
|  fried chicken |  spaghetti |  rice |
|  salad |  soup |  ketchup |
|  water |  juice |  cola |

Lesson Plan:

First 10 minutes. You may teach each food. Ask them what their favorite fast food is. How often do you have fast food? Do you think it is a nutritious food? Then you have some open questions for the rest of the teaching assistants to help their students speak out.

After 15 minutes discussion, you invite your foreign teacher to teach the next 10 minutes about the phrases. Then you give your students some open questions to discuss with their teaching assistants.

Topic: ESL-At the Fast-Food Restaurant (Phrases)

Fast-food Restaurant Cashier

"Welcome! May I take your order?"

"Will that be dine-in or dine-out?"

"What would you like as your drink?"

"The total will be for \$5, please. Thank you."




Fast-food Restaurant Customer

"I'll have a one-piece chicken meal."

"Dine-in, please."

"I will have the cola, please."

"Here is \$5. Thank you."

| Name of the Meal/Order | Number of Order | Price |
|---|---|---|
|  <p data-bbox="180 1256 421 1283">One-piece chicken meal</p> |  | <div data-bbox="786 1070 1008 1167" style="border: 1px solid black; padding: 5px; text-align: center;">\$2 each</div> |
| <p data-bbox="180 1317 1019 1366">Question: One order of one-piece chicken meal costs \$2 each. If you want to have two orders, how much will it cost?</p> <p data-bbox="180 1361 330 1388">Your answer:</p> | | |
|  | | <div data-bbox="786 1435 1008 1532" style="border: 1px solid black; height: 43px;"></div> |
| <p data-bbox="180 1608 1027 1657">Sentence: I'll have one order of one-piece chicken and spaghetti. Here is \$4. Thank you.</p> <p data-bbox="180 1653 1023 1702">Question: How many orders of one-piece chicken and spaghetti should be drawn in the blank?</p> <p data-bbox="180 1697 533 1724">Question: How much will you pay?</p> | | |

We follow 10-15-10-15 steps.